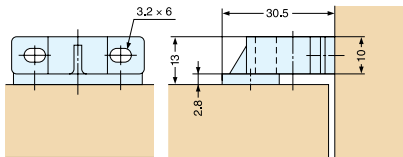
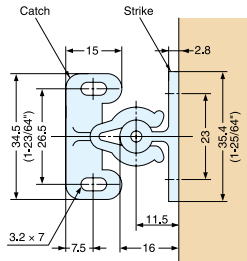


KNUCKLE CATCH

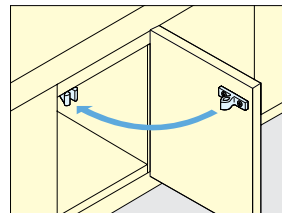
TEST 10
P.697



K-CATCH



- Grabs and holds doors tightly.



Installation

Item No.	Push in Force (kg)	Pulling Force (kg)	Weight (g)	Box (pcs)	Carton (pcs)
K-CATCH/WHT-T	5.7 (12.5 lbs)	7.1 (15.6 lbs)	4.5	100	1000

Part Name	Material	Color
Catch	Polyacetal	White
Strike	Polyamide	