


# FR 6500



Patented impact-absorbing stops and non-removable overrun safety clip

Patented reinforcement of the middle profile.

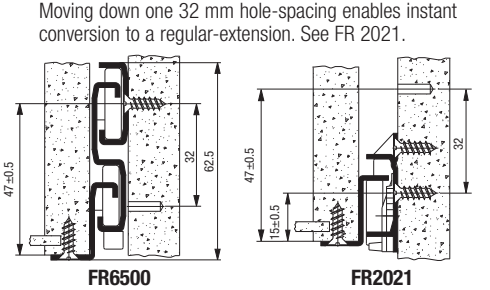
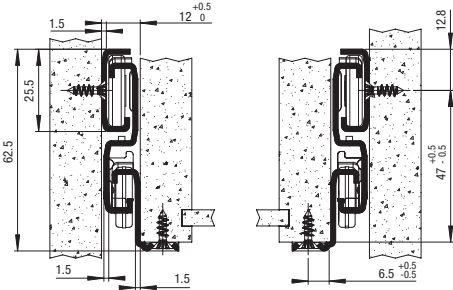


Silent roller

**MATERIAL:** powder coated cold rolled steel

**FEATURES:** solid delrin\* rollers, silent rollers

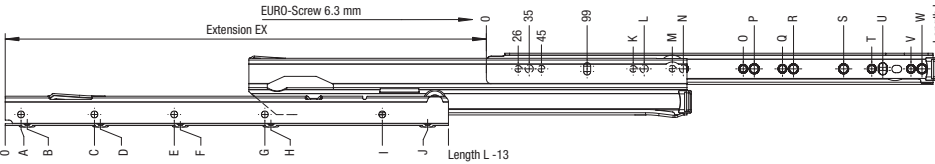
**SPECIFICATIONS:**



Moving down one 32 mm hole-spacing enables instant conversion to a regular-extension. See FR 2021.

- ▶ lateral stability provided by specially shaped profiles
- ▶ with impact-absorbing stop and overrun safety clip already mounted in middle profile
- ▶ easy mounting and removal of middle profile
- ▶ special reinforcement of middle profile
- ▶ special geometry of backstops and self-closing features ensures quiet operation and precise guidance of middle profile
- ▶ with over-extension (standard)
- ▶ double-sided captive profile
- ▶ self-closing

12 mm is the actual size of the slide. Allow 12.7 mm (0.5 in.) for clearance



**NOTE:**

- ▶ compatible with regular-extension drawer slides FR 2021 and FR 2022 and in the 32 mm system

\*DuPont (TM) Delrin®

Length L	EX	A	B	C	D	E	F	G	H	I	J	K	L	M															
mm	in	mm	in	mm	mm	in	mm	in	mm	in	mm	in	mm	in															
200*	7.87	200	7.87		42	1.65					170	6.69	122	4.80	131	6.69	154	6.06											
250*	9.84	200	7.87		28	1.10					220	8.66	186	7.32	195	7.68	218	8.58											
300	11.81	320	12.60	41	1.61	46	11.81	137	5.39	142	5.59				233	9.17	270	10.63	250	9.84		282	11.10						
350	13.79	370	14.57	27	1.06	32	1.26	187	7.36	192	7.56				283	11.14	320	12.60	250	9.84		282	11.10						
400	15.74	420	16.54	13	0.51	18	0.71	237	9.33	242	9.53				333	13.11	370	14.57	250	9.84		282	11.10						
450	17.72	470	18.50	31	1.26	36	1.42	287	11.30	292	11.50				383	15.09	420	16.54	250	9.84	259	10.20	282	11.10					
500	19.69	540	21.26	17	0.67	22	0.87	113	4.45	118	4.65	337	13.27	342	13.46	433	17.05	470	18.50	250	9.84	259	10.20	282	11.10				
550	21.65	570	22.44	35	1.38	40	1.57	163	6.42	168	6.61	387	15.24	392	15.43	483	19.02	520	20.47	250	9.84	259	10.20	282	11.10				
600	23.62	620	24.41	21	0.83	26	1.02	213	8.39	218	8.58	437	17.20	442	17.40	533	20.98	570	22.40	250	9.84	259	10.20	282	11.10				
650	25.59	670	26.38	39	1.54	44	1.73	263	10.35	268	10.55	487	19.17	492	19.37	583	22.95	620	24.41	250	9.84	259	10.20	282	11.10				
700	27.56	740	29.13	25	0.98	30	1.18	190	7.48	185	7.28	313	12.32	318	12.52	537	21.14	542	21.34	633	24.92	670	26.38	250	9.84	259	10.20	282	11.10
750	29.53	770	30.32	43	1.69	48	1.89	240	9.45	235	9.25	363	14.29	368	14.49	587	23.11	592	23.31	683	26.89	720	28.35	250	9.84	259	10.20	282	11.10
800	31.50	820	32.28	29	1.14	34	1.34	285	11.22	226	8.90	413	16.26	418	16.46	637	25.08	642	25.28	733	28.86	770	30.32	250	9.84	259	10.20	282	11.10

\*Has a removable overrun clip

Length L	N	O	P	Q	R	S	T	U	V	Weight	Order No.	Order No.	Order No.										
mm	in	mm	in	mm	in	mm	in	mm	in	kg	white	black	silver										
200	7.87	163	6.42							0.79	1.74	1200	*	*									
250	9.84	227	8.94							0.97	2.14	1201	*	*									
300	11.81			227	8.94			259	10.20	1.18	2.60	1145	*	*									
350	13.79	291	11.46		227	8.94		259	10.20	1.36	3.00	1146	94401	*									
400	15.75	291	11.46		227	8.94		259	10.20	1.54	3.40	1147	94402	*									
450	17.72	291	11.46		387	15.24	410	16.14		1.73	3.81	1148	94481	*									
500	19.69	291	11.46	442	17.40	419	16.50	474	18.66	483	19.02												
550	21.65	291	11.46	506	19.92	483	19.02	538	21.18														
600	23.62	291	11.46	506	19.92	483	19.02	538	21.18	547	21.54												
650	25.59	291	11.46	506	19.92	483	19.02	538	21.18	547	21.54												
700	27.56	291	11.46	506	19.92	483	19.02	538	21.18	547	21.54												
750	29.53	291	11.46	506	19.92	515	20.28	538	21.18	547	21.54	675	26.57	698	27.48	707	27.83	730	28.74				
800	31.50	291	11.46	506	19.92	515	20.28	538	21.18	547	21.54	739	29.09	762	30.00	771	30.35						

Packing Unit: 10 pair per box

\* on request