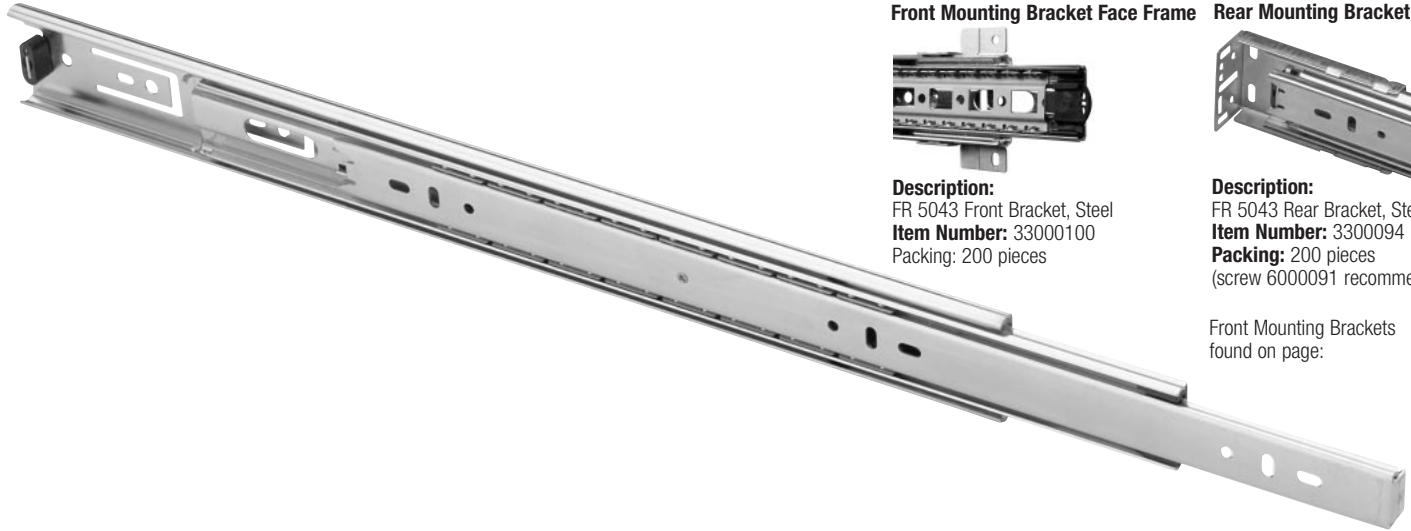


# FR 5043

<b>SLIDE TYPE:</b>	Full-Extension Ball Bearing Drawer Slide - Standard Version
<b>MOUNTING:</b>	Side Mount

<b>WIDTH:</b>	12.7 mm (0.5 in.)
<b>LOAD CAPACITY:</b>	dynamic up to 45 kg (100 lbs.)



Front Mounting Bracket Face Frame

Rear Mounting Bracket



**Description:**  
FR 5043 Front Bracket, Steel  
**Item Number:** 33000100  
**Packing:** 200 pieces

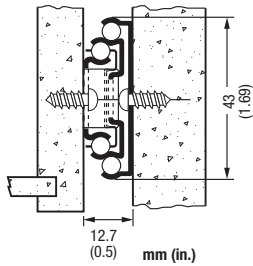
**Description:**  
FR 5043 Rear Bracket, Steel  
**Item Number:** 3300094  
**Packing:** 200 pieces  
(screw 6000091 recommended)

Front Mounting Brackets  
found on page:


<b>MATERIALS:</b>	cold rolled steel
-------------------	-------------------

<b>FEATURES:</b>	steel ball bearings
------------------	---------------------

<b>SPECIFICATIONS:</b>
------------------------



12.7 mm (0.5 in.) is the actual size of the slide.  
Allow a min. of 13.1 mm (0.52 in.) for clearance.



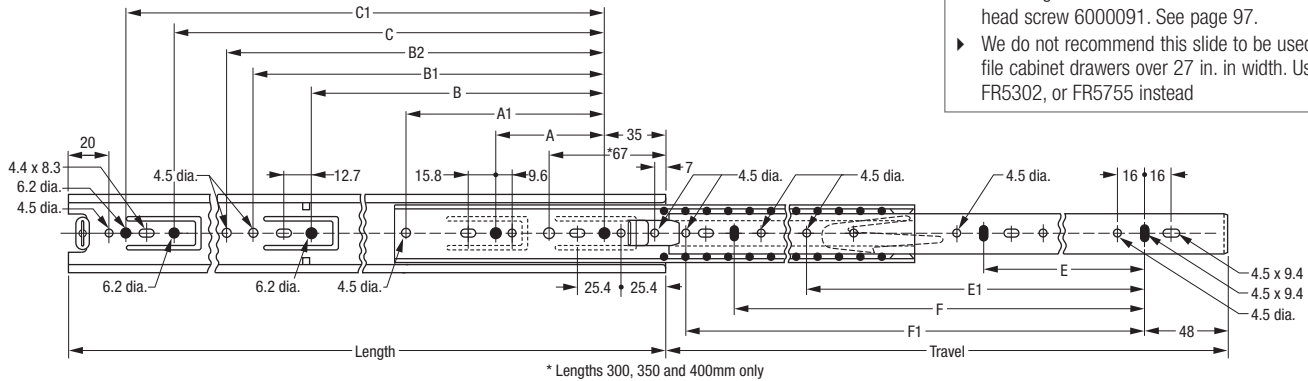
- ▶ precision ball bearing drawer slide for medium-duty applications in office and residential furniture
- ▶ drawer profile features an easy to operate disconnect finger release trigger
- ▶ system 32 compatible hole locations
- ▶ drawer slide is non-handed, and has a hold-close detent

<b>NOTE:</b>
--------------

- ▶ The compatible regular extension sister model FR 5005
- ▶ Over travel version on request

<b>CAUTION:</b>
-----------------

- ▶ For a rigid connection of the front and rear face frame mounting brackets we recommend the use of truss head screw 6000091. See page 97.
- ▶ We do not recommend this slide to be used on lateral file cabinet drawers over 27 in. in width. Use FR5210, FR5302, or FR5755 instead



\* Lengths 300, 350 and 400mm only

Length mm in	Travel mm in	Cabinet Profile:					Drawer Profile:				Weight kg. lbs.	Order No. black	Order No. zinc				
		A mm in	A1 mm in	B mm in	B1 mm in	B2 mm in	C mm in	C1 mm in	E mm in	E1 mm in				F mm in	F1 mm in		
250 9.84	250 9.84	64 2.52		160 6.30		195 7.68						160 6.30		*	*		
300 11.81	300 11.81	64 2.52	128 5.04	192 7.56	224 8.82	224 8.82						192 7.56	224 8.82	*	400720	400700	
350 13.78	350 13.78	64 2.52	128 5.04	224 8.82	282 11.10	296 11.65						96 3.78	256 10.08	*	400721	400701	
400 15.75	400 15.75	64 2.52	128 5.04	224 8.82	282 11.10			320 12.60				128 5.04	288 11.34	320 12.60	*	400722	400702
450 17.72	450 17.72	64 2.52	128 5.04	224 8.82	282 11.10			352 13.86				160 6.30	271 10.67	352 13.86	*	400723	400703
500 19.69	500 19.69	64 2.52	128 5.04	224 8.82	282 11.10			416 16.38				192 7.56	297 11.69	416 16.38	*	400724	400705
550 21.65	550 21.65	64 2.52	128 5.04	224 8.82	282 11.10	352 13.86	448 17.64	480 18.90				224 8.82	323 12.72	448 17.64	*	400725	400704
600 23.62	600 23.62	64 2.52		224 8.82	282 11.10	352 13.86	480 18.90					224 8.82		512 20.16	*	400726	400706
650 25.59	650 25.59	64 2.52		224 8.82	282 11.10	352 13.86	544 21.42					256 10.08		544 21.42	*	*	400707
700 27.56	700 27.56	64 2.52		224 8.82	282 11.10	352 13.86	576 22.68					256 10.08		608 23.94	*	*	400708

Packing Unit: 15 pair per box

\* on request