

# FR 5001.ECD

<b>SLIDE TYPE:</b>	Full-Extension Ball Bearing Drawer Slide - with Easy Close Device
<b>MOUNTING:</b>	Side Mount

<b>WIDTH:</b>	12.3 mm (0.48 in.)
<b>LOAD CAPACITY:</b>	dynamic up to 45 kg (100 lbs.)



## Front Mounting Brackets Face Frame



**Description:**  
FR 5000 Front Bracket, Plastic  
**Item Number:** 3300090  
Packing: 200 pieces


**Description:**  
FR 5000 Front Bracket, Steel  
**Item Number:** 3300089  
Packing: 200 pieces

## Rear Mounting Bracket



**Description:**  
FR 5000 Rear Bracket, Plastic  
**Item Number:** 3300091  
Packing: 200 pieces  
(screw 6000091 recommended)

## Rear Mounting Bracket



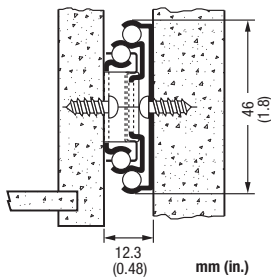
**Description:**  
FR 5000 Rear Bracket, Steel  
**Item Number:** 33000921  
Packing: 200 pieces  
Bottom Mounting Brackets found on page:




<b>MATERIALS:</b>	cold rolled steel
-------------------	-------------------

<b>FEATURES:</b>	steel ball bearings
------------------	---------------------


<b>SPECIFICATIONS:</b>	<ul style="list-style-type: none"> <li>▶ precision ball bearing drawer slide for medium-duty applications in office and residential furniture</li> <li>▶ drawer profile features an easy to operate disconnect finger release trigger</li> <li>▶ system 32 compatible hole locations</li> <li>▶ drawer slide is non-handed</li> <li>▶ new ECD Easy Close Device</li> </ul>
------------------------	--



12.3 mm (0.48 in.) is the actual size of the slide. Allow a min. of 12.7 mm (0.50 in.) for clearance.



ECD mechanism provides self-closing and impact absorbing soft-close feature.

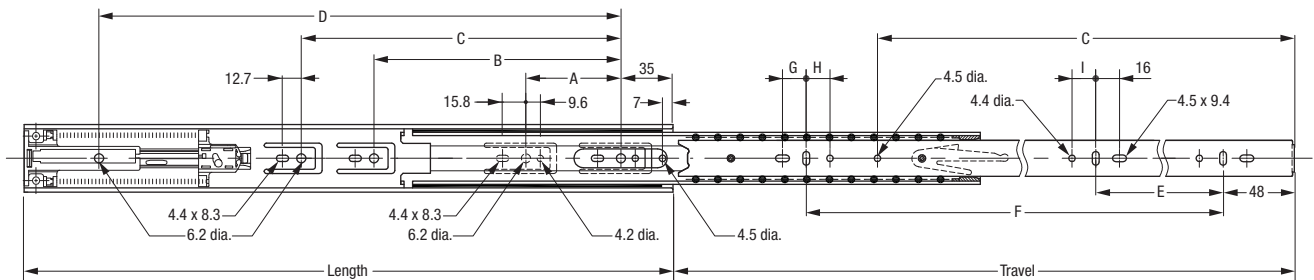


trigger finger release

screw hole access

<b>NOTE:</b>	▶ The compatible regular extension sister model FR 5005
--------------	---

<b>CAUTION:</b>	<ul style="list-style-type: none"> <li>▶ For a rigid connection of the front and rear face frame mounting brackets we recommend the use of truss head screw 6000091. See screws page.</li> <li>▶ We do not recommend this slide to be used on lateral file cabinet drawers over 27 in. in width. Use FR5210, FR5609, or FR5755 instead</li> </ul>
-----------------	---



Length mm in	Travel mm in	Cabinet Profile:				Drawer Profile:						Weight kg. lbs.	Order No. zinc		
		A mm in	B mm in	C mm in	D mm in	E mm in	F mm in	G mm in	H mm in	I mm in	J mm in				
300 11.81	245 9.65	64 2.52			224 8.82							16 0.63	189 7.44	*	400920
355 13.98	355 13.98	64 2.52	128 5.04		288 11.34	128 5.04								*	400921
405 15.95	405 15.96	64 2.52	224 8.82		320 12.60	160 6.30						16 0.63		*	400922
450 17.72	450 17.72	64 2.52	224 8.82		352 13.89	160 6.30						16 0.63	288 11.34	*	400923
500 19.69	500 19.69	64 2.52	256 10.08		416 16.38	192 7.56	320 12.60	16 0.63	16 0.63	16 0.63				*	400924
550 21.65	550 21.65	64 2.52	224 8.82	320 12.60	448 17.64	224 8.82	384 30.24		16 0.63	16 0.63				*	400925
600 23.62	600 23.62	64 2.52	224 8.82	352 13.86	512 20.16	256 10.08	416 16.38	16 0.63	16 0.63	16 0.63				*	400926
650 25.59	650 25.59	64 2.52	224 8.82	416 16.19	576 22.68	256 10.08	448 17.64	16 0.63	16 0.63	16 0.63				*	400927
700 27.56	700 27.56	64 2.52	224 8.82	448 17.69	608 23.94	288 11.34	512 20.16	16 0.63	16 0.63	16 0.63				*	400928

Packing Unit: 10 pair per box

\* on request