




Positive Angles						
Cabinet front angle	Code	Maximum Overlay 	Partial Overlay 	Corner Merge 	Inset Door 	Mitered Corner 
5°	Hinge Blumotion Plate Wedge	B075T1590B B071B9590 B173H710 B171A5010 B=5 OL=15	B075T1590B B071B9590 B173H710 B171A5010 B=5 OL=15	B075T1590B B071B9690 B175H919 B171A5070 B=5	B071T9790B B071B9790 B173H710 B171A5010 B=5	
10°	Hinge Blumotion Plate Wedge	B079A9494B.T B079B9494 B173H710 B171A5500 B=5 OL=16	B079A9494B.T B079B9494 B173H710 B171A5500 B=5 OL=16	B079A9494B.T B079B9494 B175H919.22 B171A5500 B=5	B079A9494B.T B079B9494 B175H919.22 B171A5500 B=5	
15°	Hinge Blumotion Plate Wedge	B079A9494B.T B079B9494 B175H916 N/R B=5 OL=16	B079A9494B.T B079B9494 B175H919 N/R B=5 OL=13	B079A9595B.T B079B9595 B175H913 B171A5500 B=5	B079A9595B.T B079B9595 B175H919 B171A5500 B=5	B079A9595B.T B079B9595 B173H710 B171A5500 B=11
20°	Hinge Blumotion Plate Wedge	B079A9494B.T B079B9494 B173H710 B171A5070 B=5 OL=16	B079A9595B.T B079B9595 B173H710 N/R B=5 OL=11	B079A9595B.T B079B9595 B175H919 N/R B=5	B079A9595B.T B079B9595 B175H919.22 N/R B=5	B079A9595B.T B079B9595 B175H916 N/R B=11.5
25°	Hinge Blumotion Plate Wedge	B079A9496B.T B079B9496 B173H710 B171A5500 B=5 OL=16	B079A9595B.T B079B9595 B173H710 B171A5010 B=5 OL=10	B079A9596B.T B079B9596 B173H710 B171A5500 B=5	B079A9596B.T B079B9596 B175H919 B171A5500 B=5	B079A9596B.T B079B9596 B173H710 B171A5500 B=9.5
30°	Hinge Blumotion Plate Wedge	B079A9496B.T B079B9496 B175H916 N/R B=5 OL=16	B079A9596B.T B079B9596 B173H710 N/R B=5 OL=8	B079A9596B.T B079B9596 B175H919 N/R B=5	B079A9596B.T B079B9596 B175H919.22 N/R B=5	B079A9596B.T B079B9596 B173H713 N/R B=9.5
35°	Hinge Blumotion Plate Wedge	B079A9496B.T B079B9496 B173H710 B171A5070 B=5 OL=16	B079A9596B.T B079B9596 B173H710 B171A5010 B=5 OL=7.5	B079A9596B.T B079B9596 B173H710 B171A5070 B=5	B079A9596B.T B079B9596 B175H919.22 B171A5010 B=5	B079A9596B.T B079B9596 B173H710 B171A5040 B=9
40°	Hinge Blumotion Plate Wedge	B079A9498B.T B079B9498 B173H710 B171A5500 B=5 OL=16	B079A9498B.T B079B9498 B175H916 B171A5500 B=5 OL=7		B079A9698B.T B079B9698 B175H919 B171A5500 B=5	
45°	Hinge Blumotion Plate Wedge	B079A9498B.T B079B9498 B175H916 N/R B=5 OL=16	B079T5590B B079B3598 B173H710 N/R B=5 OL=3	B079A9698B.T B079B9698 B173H710 N/R B=5	B079T5590B B079B3598 B175H919.22 N/R B=5	B079A9698B.T B079B9698 B173H710 N/R B=9.5

Negative Angles		
Cabinet front angle	Maximum Overlay 	Inset Door 
-5°	B075T1590B B071B9590 B173H710 B171A5500 B=5 OL=10	B075T1690B B071B9690 B173H710 B171A5500 B=3.5
-10°	B079A5493B.T B079B3493 B173H710 B171A5010 B=5 OL=15	B079A5493B.T B079B3493 B175H719 B171A5070 B=6
-15°	B079A5493B.T B079B3493 B173H710 N/R B=5 OL=15	B079A5493B.T B079B3493 B175H919.22 N/R B=9
-20°	B079A5493B.T B079B3493 B173H710 B171A5500 B=5 OL=8.5	B079A5493B.T B079B3493 B175H916 B171A5500 B=8
-25°	B079A5491B.T B079B3491 B173H710 B171A5040 B=5 OL=15	B079A5491B.T B079B3491 B175H919 B171A5070 B=10
-30°	B079A5491B.T B079B3491 B173H713 N/R B=5 OL=14	
-35°	B079A5491B.T B079B3491 B173H710 B171A5500 B=5 OL=9.5	
-40°	B079A5490B.T B079B3490 B173H710 B171A5040 B=5 OL=13	
-45°	B079A5490B.T B079B3490 B173H713 N/R B=5 OL=11	B079A5490B.T B079B3490 B175H719 B181.613 B=5