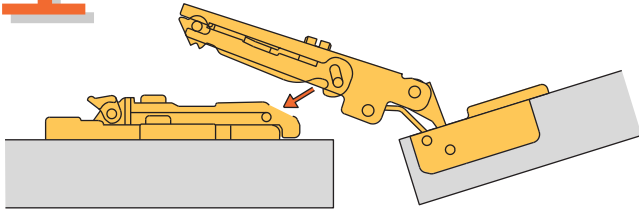


Assembly with DOMI® snap-on mounting plates.
Montaje enganche rápido con bases DOMI®.

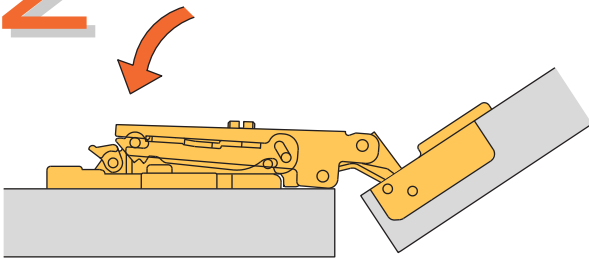
1



Locate the lugs on the mounting plate into the “J” hooks beneath the arm.

Contactar los dos puntos como indica la flecha.

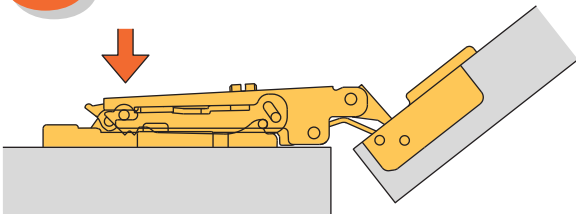
2



Gently rotate the door in the direction shown.

Imprimir una rotación.

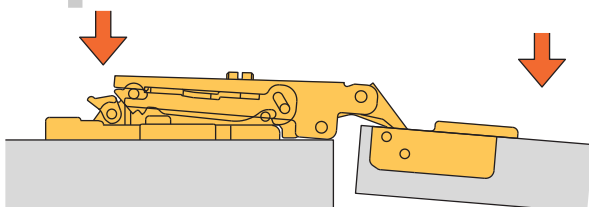
3



Then press lightly on the end of the arm to engage the catch.

Ejercer una ligera presión.

4



To remove the hinge from the mounting plate, press gently in the places shown by the arrows.

Para desenganchar la bisagra de la base, ejercer una presión en los puntos indicados.