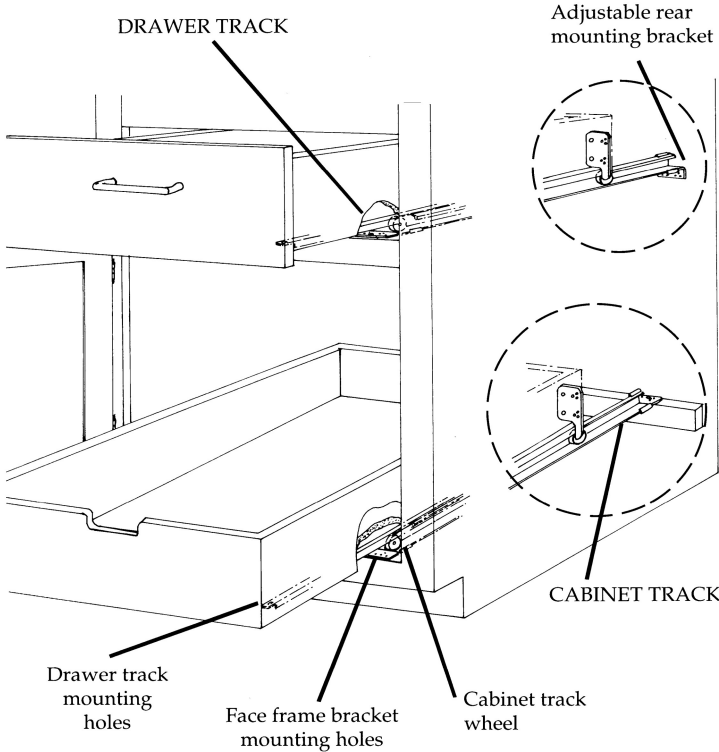
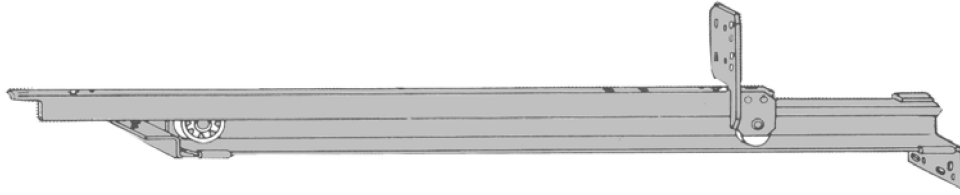


500 Series Concealed Undermount Slide System



SPECIFICATIONS:

- Material:** Cold Rolled Steel
- Colors:** Satin, White, Almond
- Capacity:** 75 lb cycle, 50 lb edge load*
- Fastening:** Side or Bottom
- Packaging:** Set, 25 Pack or 100 Bulk
- Custom Lengths:** 100 set minimum**

*Per ANSI/BHMA A156.9-2003, 4.11-4.11.4 3.3 Grade 1

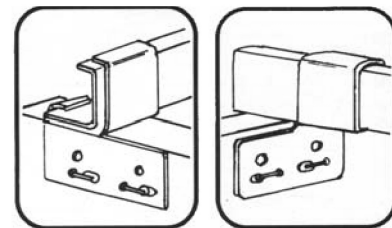
**Custom lengths less than 100 sets are accepted, however setup charges will apply to custom orders less than 100 sets. No minimum order quantity for standard stock lengths.

FEATURES:

- **New acetyl wheels provides longer wear and higher load capacity.**
- Concealed system mounts to bottom of drawer for maximum drawer width and clean drawer side appearance
- 4 Point suspension
- Axle exceeds 100 lbs capacity
- Dual dimples provide safety stop / lock open access
- Brackets designed with staple pattern

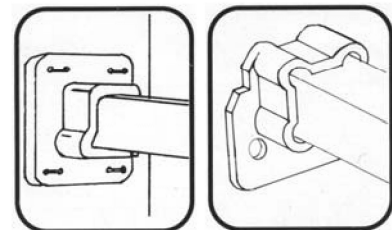
ITEM#	DRAWER TRACK	CABINET TRACK
524	24"	24-1/2"
522	22"	22-1/2"
521**	20-5/8"	22"
520**	20"	21-1/2"
519**	19"	20 1/4"
518**	18"	19"
517**	17"	18"
516**	16"	16 1/2"
515**	15-1/4"	15-3/4"

REAR MOUNTING BRACKET OP-



REAR OF RAIL

FRONT OF RAIL



#540

#550

****Special Order, custom length, not in stock**

NEW GO-EZ 522 UNIVERSAL KIT**— 524 kit includes mounting brackets and installation instructions. Parts can be trimmed to replace any length 500 series GO-EZ slides. Perfect for replacements or new installations.

Manufactured and Assembled in the USA